

SPECIFICATION SHEET

1100 SERIES SAME DAY ON/OFF TIMES EACH DAY 24 HOUR TIME SWITCH

APPLICATIONS

- Lighting, pumps.
- Signs, fans.
- Air conditioning
- Water heaters.
- Automatic ON/OFF control when operation is required at the same time every day.

FEATURES

SCHEDULING:

Minimum ON is setting 20 minutes with a minimum OFF setting of 75 minutes. Dial accommodates up to 12 pairs of trippers. One pair included.

MANUAL OVERRIDE:

Until the next regularly scheduled ON or OFF automatic operation then resumes.

SPECIFICATIONS

INPUT VOLTAGE:

120 or 208-277 VAC
60 Hz, varies by model.

TIMING ACCURACY:

Line frequency.

TERMINAL RANGE:

#8 - #14 AWG.

OPERATING TEMPERATURE:

-40 °F to 165 °F (-40 °C to 74 °C).

POWER CONSUMPTION:

3 watts maximum.

ENCLOSURE:

Lockable hasp. Type varies by model
(see page 557 for enclosure dimensions).

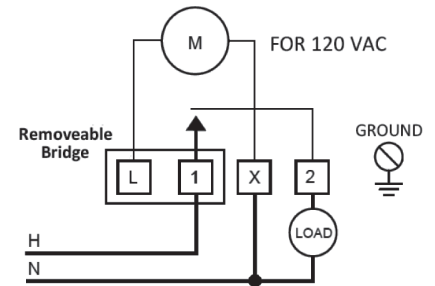
OTHER MOUNTINGS:

Intermatic® Adaptor Plate model #IAP allows any 1100 series to fit into an Intermatic case.



WIRE DIAGRAM

1101 & 1102



For separate motor terminals
remove bridge from terminal L & 1.

ORDERING INFO

CAT. NO.	UPC CODE	INPUT SUPPLY (VAC) 60Hz	OUTPUT CONTACTS	ENCLOSURE TYPE
1101	10011	120	SPST	Metal Indoor NEMA 1
1101B-P *	10068	120	SPST	Polycarbonate Indoor/Outdoor NEMA 3R
1101-NC	10053	120	SPST	Noryl® Indoor/Outdoor w/ clear Lexan® cover
1101-O	10015	120	SPST	Metal Indoor/Outdoor NEMA 3
1101BM-IAP *	10073	120	SPST	Mechanism and retrofit plate
1101-7 **	10033	347	SPST	Metal Indoor NEMA 1
1102B	10065	208-277	SPST	Metal Indoor NEMA 1
1103	10013	120	DPST	Metal Indoor NEMA 1
1103B-P *	10069	120	DPST	Polycarbonate Indoor/Outdoor NEMA 3R
1103-NC	10054	120	DPST	Noryl® Indoor/Outdoor w/ clear Lexan® cover
1103-O	10016	120	DPST	Metal Indoor/Outdoor NEMA 3
1103M	10023	120	DPST	Mechanism
1104	10014	208-277	DPST	Metal Indoor NEMA 1
1104B-P *	10070	208-277	DPST	Polycarbonate Indoor/Outdoor NEMA 3R
1104-NC	10055	208-277	DPST	Noryl® Indoor/Outdoor w/ clear Lexan® cover
1104B-O *	10075	208-277	DPST	Metal Indoor/Outdoor NEMA 3
1104BM-MB *	10076	208-277	DPST	Mechanism and surface mounting bracket
1104BM-IAP *	10074	208-277	DPST	Mechanism and retrofit plate
Replacement Trippers	Order #P47 for a pair of ON/OFF trippers			
Replacement Motor	#101 (120V) & #201 (208-277V)			



Astronomic dial. Consult factory for correct number for your latitude

* B suffix units cULus  ** 1101-7 CSA only 

SPECIFICATION SHEET

1100 SERIES SAME DAY ON/OFF TIMES EACH DAY 24 HOUR TIME SWITCH



APPLICATIONS

- Lighting, pumps.
- Signs, fans.
- Air conditioning
- Water heaters.
- Automatic ON/OFF control when operation is required at the same time every day.

FEATURES

SCHEDULING:

Minimum ON is setting 20 minutes with a minimum OFF setting of 75 minutes. Dial accommodates up to 12 pairs of trippers. One pair included.

MANUAL OVERRIDE:

Until the next regularly scheduled ON or OFF automatic operation then resumes.

SPECIFICATIONS

INPUT VOLTAGE:

120 or 208-277 VAC
60 Hz, varies by model.

TIMING ACCURACY:

Line frequency.

TERMINAL RANGE:

#8 - #14 AWG.

OPERATING TEMPERATURE:

-40 °F to 165 °F (-40 °C to 74 °C).

POWER CONSUMPTION:

3 watts maximum.

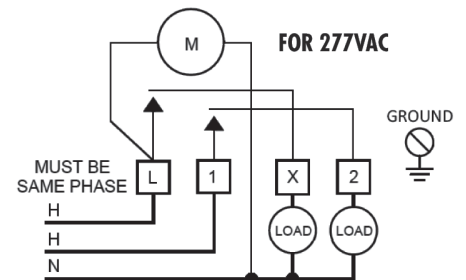
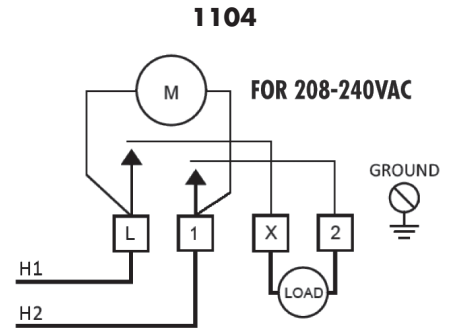
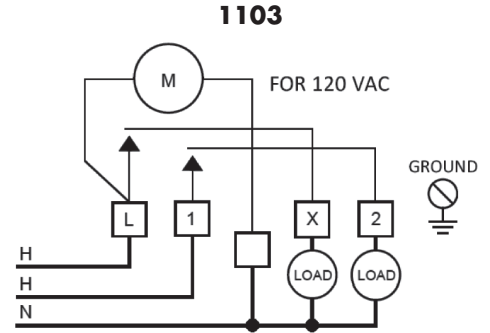
ENCLOSURE:

Lockable hasp. Type varies by model (see page 557 for enclosure dimensions).

OTHER MOUNTINGS:

Intermatic® Adaptor Plate model #IAP allows any 1100 series to fit into an Intermatic case.

WIRE DIAGRAM



ATTENTION
TYPICAL FOR DOUBLE POLE
CUT MOTOR LEAD AT 1

CONTACT RATINGS

TYPE	VOLTAGE (VAC)	CONTACT RATING
General Purpose	120 -277	40A
Resistive	120 -277	40A
Tungsten	120	40A
Ballast	120-277	20A
LED Driver*	120-277	20A
Pilot Duty	120 -277	1000VA**
Motor	120	2HP
	240	5HP
277VAC Single Phase		



* LED rating UL only  or cULus on B suffix units 
** B suffix units 120VAC 1000VA / 240VAC 2000VA
1101-7 is 30 AMP inductive at 347 volts and CSA only 